

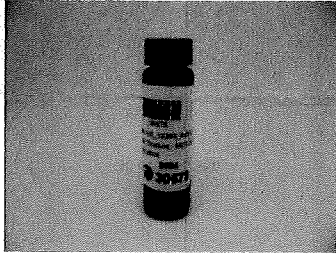


Certificate ID: 30578  
 Client Sample ID: LE\_18360\_043018  
 Lot Number:  
 Matrix: Tincture - MCT Oil

Received: 5/8/2018



Authorization: Matthew Silva, Chemical Engineer	Signature: 	Date: 5/21/2018
--	----------------	--------------------



The data contained within this report was collected in accordance with the requirements of ISO/IEC 17025:2005. I attest that the information contained within the report has been reviewed for accuracy and checked against the quality control requirements for each method. These results relate only to the test article listed in this report. Reports may not be reproduced except in their entirety.

**CN: Cannabinoid Profile & Potency [WI-10-04]**

Analyst: JDP

Test Date: 5/18/2018

The client sample was analyzed for plant-based cannabinoids by Convergence Chromatography (CC). The collected data was compared to data collected for certified reference standards at known concentrations.

**30578-CN**

ID	Weight %	Conc.		
Δ9-THC	ND	ND		
THCV	ND	ND		
CBD	1.84 wt %	17.67 mg/mL		
CBDV	0.00 wt %	0.03 mg/mL		
CBG	ND	ND		
CBC	ND	ND		
CBN	ND	ND		
THCA	ND	ND		
CBDA	ND	ND		
CBGA	ND	ND		
<b>Total</b>	<b>1.84 wt%</b>	<b>17.70 mg/mL</b>	<b>0%</b>	<b>Cannabinoids (wt%) 1.8%</b>
Max THC	-	-		
Max CBD	1.84 wt%	17.67 mg/mL		

Max THC (and Max CBD) are calculated values for total cannabinoids after heating, assuming complete decarboxylation of the acid to the neutral form. It is calculated based on the weight loss of the acid group during decarboxylation: Max THC = (0.877 x THCA) + THC. ND = None detected above the limits of detection (LLD)